



DISTRICT ACHIEVEMENT LEVEL SUMMARY

IOWA STATEWIDE ASSESSMENT
of STUDENT PROGRESS

HUMBOLDT COMM SCHOOL DISTRICT (3060)

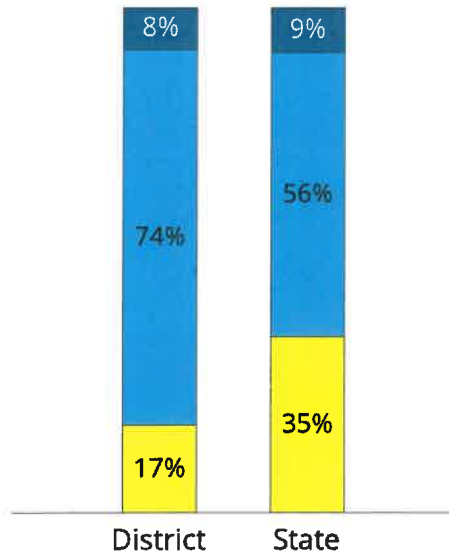
SPRING 2019

GRADE 3

The graphs below display the performance of the grade 3 students in the district compared to the state by Achievement Level.

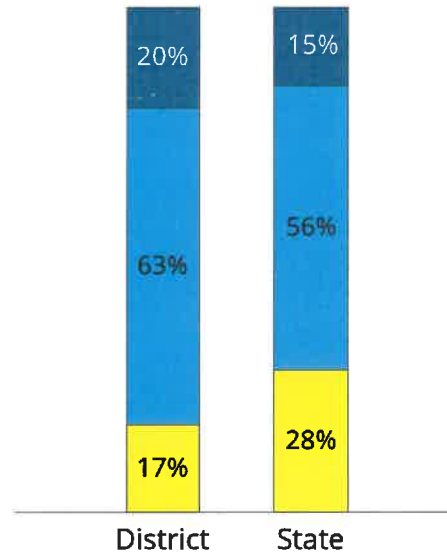
ENGLISH LANGUAGE ARTS TOTAL

Percentage by Achievement Level



MATHEMATICS

Percentage by Achievement Level



ACHIEVEMENT LEVELS

- ADVANCED
- PROFICIENT
- NOT YET PROFICIENT

Percentages may not add to 100 due to rounding.



DISTRICT ACHIEVEMENT LEVEL SUMMARY

IOWA STATEWIDE ASSESSMENT
of STUDENT PROGRESS

HUMBOLDT COMM SCHOOL DISTRICT (3060)

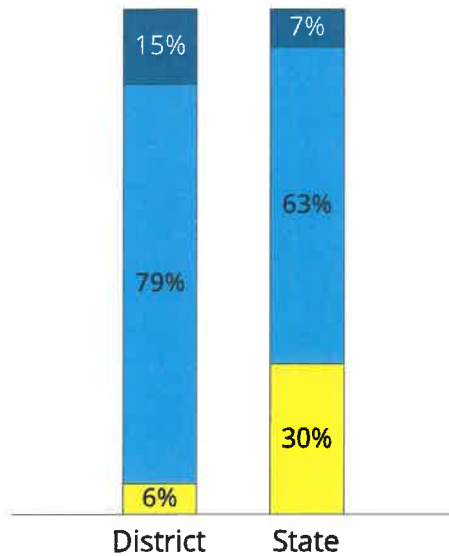
SPRING 2019

GRADE 4

The graphs below display the performance of the grade 4 students in the district compared to the state by Achievement Level.

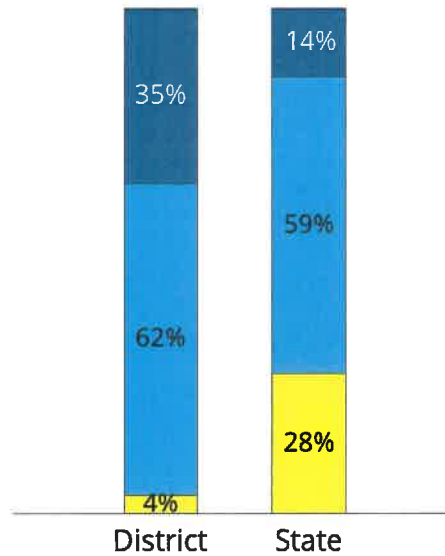
ENGLISH LANGUAGE ARTS TOTAL

Percentage by Achievement Level



MATHEMATICS

Percentage by Achievement Level



ACHIEVEMENT LEVELS

- ADVANCED
- PROFICIENT
- NOT YET PROFICIENT

Percentages may not add to 100 due to rounding.



DISTRICT ACHIEVEMENT LEVEL SUMMARY

IOWA STATEWIDE ASSESSMENT
of STUDENT PROGRESS

HUMBOLDT COMM SCHOOL DISTRICT (3060)

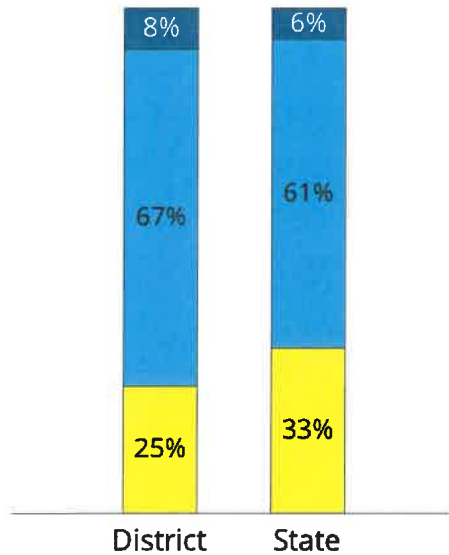
SPRING 2019

GRADE 5

The graphs below display the performance of the grade 5 students in the district compared to the state by Achievement Level.

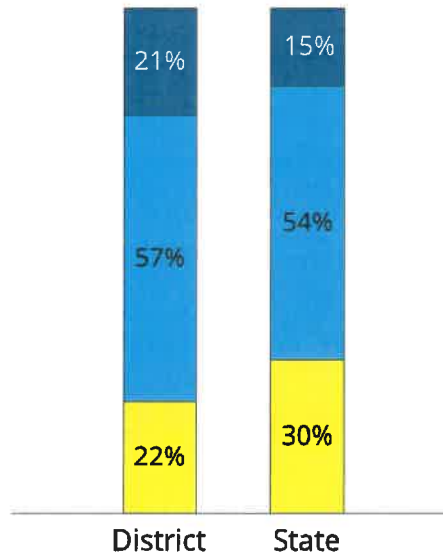
ENGLISH LANGUAGE ARTS TOTAL

Percentage by Achievement Level



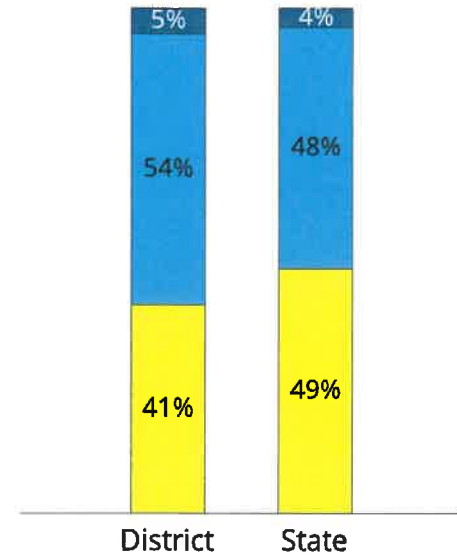
MATHEMATICS

Percentage by Achievement Level



SCIENCE

Percentage by Achievement Level



ACHIEVEMENT LEVELS

- ADVANCED
- PROFICIENT
- NOT YET PROFICIENT

Percentages may not add to 100 due to rounding.



DISTRICT ACHIEVEMENT LEVEL SUMMARY

IOWA STATEWIDE ASSESSMENT
of STUDENT PROGRESS

HUMBOLDT COMM SCHOOL DISTRICT (3060)

SPRING 2019

GRADE 6

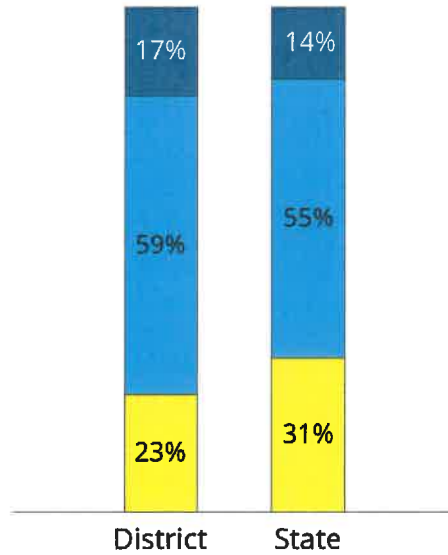
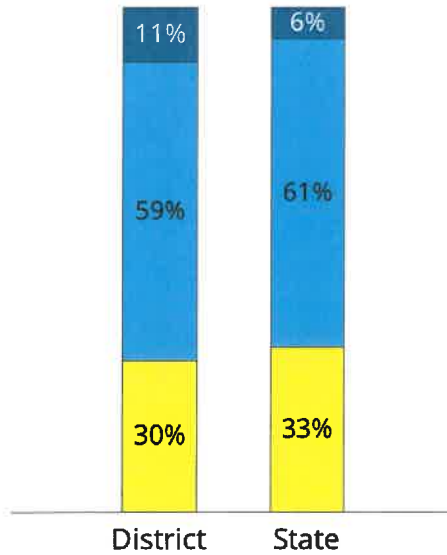
The graphs below display the performance of the grade 6 students in the district compared to the state by Achievement Level.

ENGLISH LANGUAGE ARTS TOTAL

MATHEMATICS

Percentage by Achievement Level

Percentage by Achievement Level



ACHIEVEMENT LEVELS

- ADVANCED
- PROFICIENT
- NOT YET PROFICIENT

Percentages may not add to 100 due to rounding.



DISTRICT ACHIEVEMENT LEVEL SUMMARY

IOWA STATEWIDE ASSESSMENT
of STUDENT PROGRESS

HUMBOLDT COMM SCHOOL DISTRICT (3060)

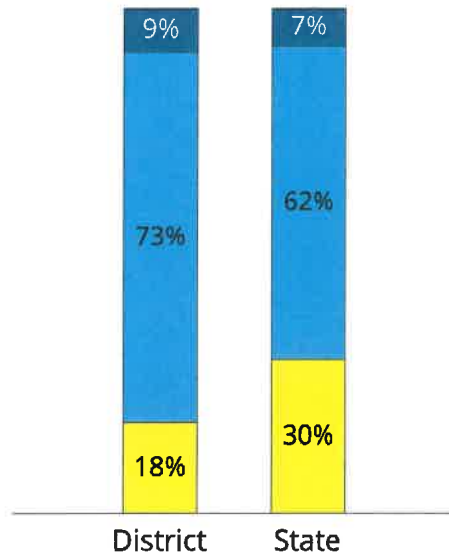
SPRING 2019

GRADE 7

The graphs below display the performance of the grade 7 students in the district compared to the state by Achievement Level.

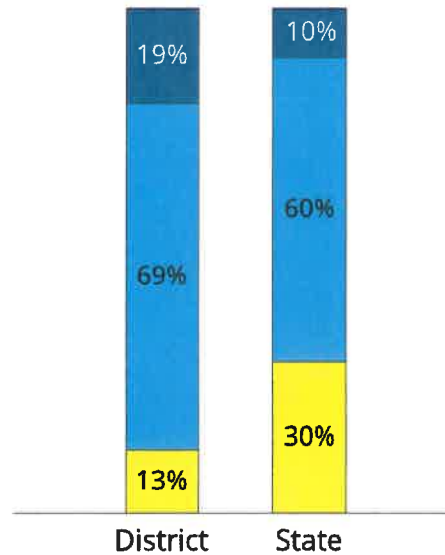
ENGLISH LANGUAGE ARTS TOTAL

Percentage by Achievement Level






MATHEMATICS

Percentage by Achievement Level



ACHIEVEMENT LEVELS

-  ADVANCED
-  PROFICIENT
-  NOT YET PROFICIENT

Percentages may not add to 100 due to rounding.



DISTRICT ACHIEVEMENT LEVEL SUMMARY

IOWA STATEWIDE ASSESSMENT
of STUDENT PROGRESS

HUMBOLDT COMM SCHOOL DISTRICT (3060)

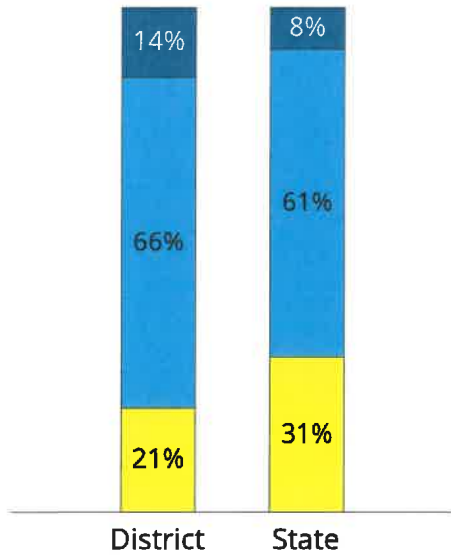
SPRING 2019

GRADE 8

The graphs below display the performance of the grade 8 students in the district compared to the state by Achievement Level.

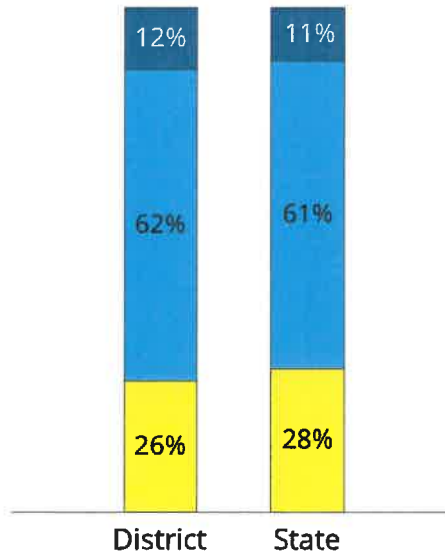
ENGLISH LANGUAGE ARTS TOTAL

Percentage by Achievement Level



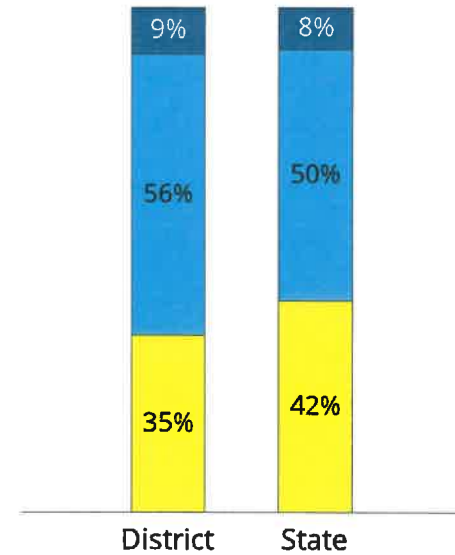
MATHEMATICS

Percentage by Achievement Level



SCIENCE

Percentage by Achievement Level



ACHIEVEMENT LEVELS

- ADVANCED
- PROFICIENT
- NOT YET PROFICIENT

Percentages may not add to 100 due to rounding.



DISTRICT ACHIEVEMENT LEVEL SUMMARY

IOWA STATEWIDE ASSESSMENT
of STUDENT PROGRESS

HUMBOLDT COMM SCHOOL DISTRICT (3060)

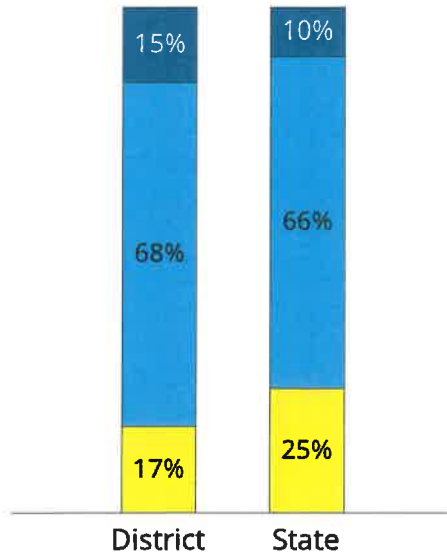
SPRING 2019

GRADE 9

The graphs below display the performance of the grade 9 students in the district compared to the state by Achievement Level.

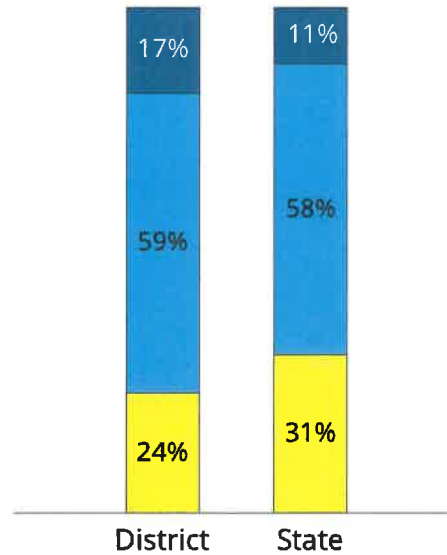
ENGLISH LANGUAGE ARTS TOTAL

Percentage by Achievement Level



MATHEMATICS

Percentage by Achievement Level



ACHIEVEMENT LEVELS

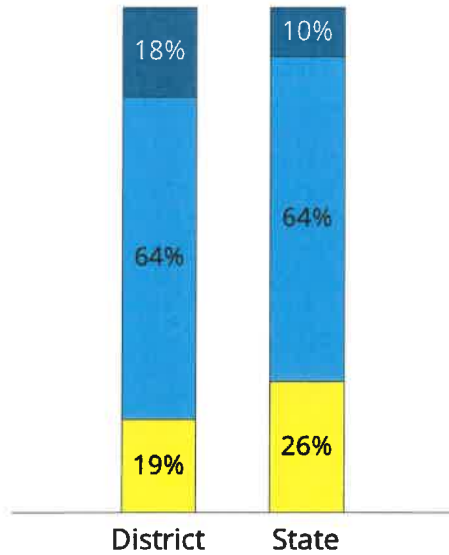
- ADVANCED
- PROFICIENT
- NOT YET PROFICIENT

Percentages may not add to 100 due to rounding.

The graphs below display the performance of the grade 10 students in the district compared to the state by Achievement Level.

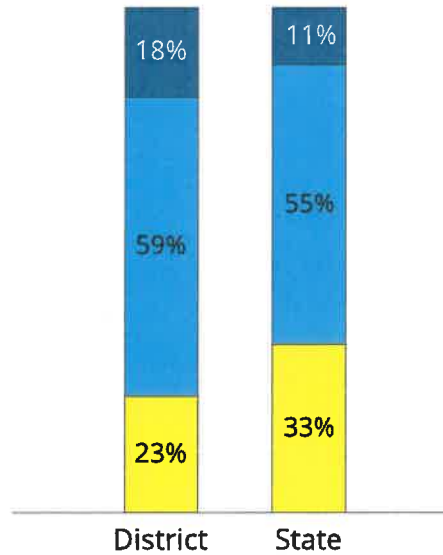
ENGLISH LANGUAGE ARTS TOTAL

Percentage by Achievement Level



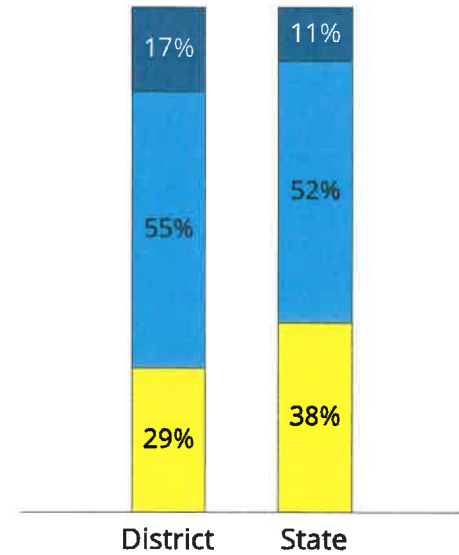
MATHEMATICS

Percentage by Achievement Level

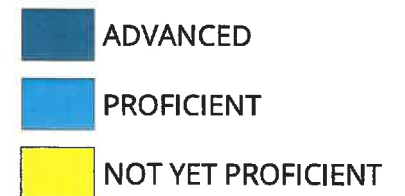


SCIENCE

Percentage by Achievement Level



ACHIEVEMENT LEVELS



Percentages may not add to 100 due to rounding.



DISTRICT ACHIEVEMENT LEVEL SUMMARY

IOWA STATEWIDE ASSESSMENT
of STUDENT PROGRESS

HUMBOLDT COMM SCHOOL DISTRICT (3060)

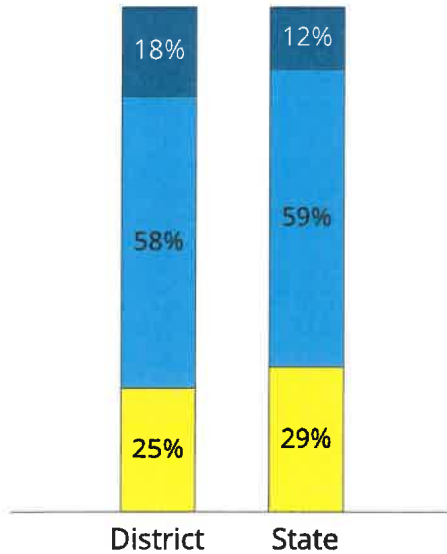
SPRING 2019

GRADE 11

The graphs below display the performance of the grade 11 students in the district compared to the state by Achievement Level.

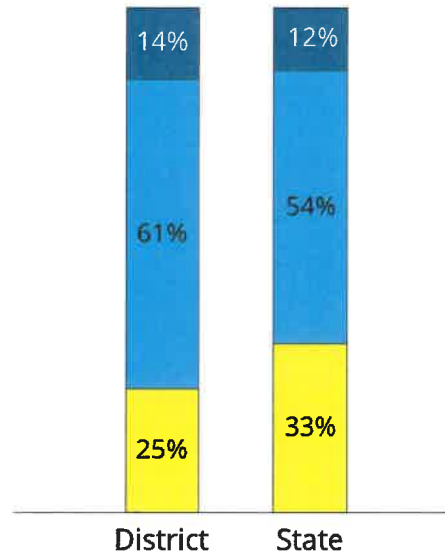
ENGLISH LANGUAGE ARTS TOTAL

Percentage by Achievement Level



MATHEMATICS

Percentage by Achievement Level



ACHIEVEMENT LEVELS

- ADVANCED
- PROFICIENT
- NOT YET PROFICIENT

Percentages may not add to 100 due to rounding.